



The 45th DAA Board of Directors meeting is scheduled for Wednesday May 16, 2018 at 5:30 p.m., Board Room, 200 East Second Street, Imperial, California, to consider the attached agenda.

NOTICE OF MEETING

45th District Agricultural Association Board of Directors

Joe Montenegro, President	Cherisse Alford, Director	Geoff Holbrook, Director
Linsey Dale, Vice-President	Cherie Watte-Angulo, Director	Sterling Mayes, Director
Richard Acosta, Director	Darrel Bostic, Director	George Shropshire, Director

MISSION STATEMENT

Our mission is to provide year-round access to activities that showcase the talents, products and cultural wealth of our communities, for our neighbors and visitors alike, in a well-managed, clean, safe and wholesome environment.

AMERICANS WITH DISABILITIES ACT

All Board meetings must be accessible to the physically disabled. Any person needing a disability-related accommodation or modification in order to attend or participate in any Board or Committee meetings or other Imperial Valley Expo activities may request assistance by contacting Alan Phillips at the Imperial Valley Expo Office, 200 East Second Street, Imperial, California or by calling Alan at [760] 355-1181

PUBLIC PARTICIPATION

Speakers wishing to address the Board on items on the agenda are requested to sign in prior to the start of the meeting and identify the agenda item(s) on which you desire to address the Board. Members of the public are encouraged to provide comment to the Board and may suggest items to be placed on the agenda for discussion at the next Board meeting.

While the Board values the participation of the public, the Board president reserves the right to limit the time for public comment to a maximum of five (5) minutes per speaker in order to proceed with the agenda. Public comment must be related to fair authority and jurisdiction and their placement on the agenda is within the discretion of the Board.

This Agenda, and all notices required by the California Bagley-Keene Open Meeting Act, are available on the Internet at: www.ivexpo.com. For information concerning this meeting please contact: Alan Phillips, CEO at 760.355.1181, office@ivexpo.com.

All matters noticed on this agenda, in any category, may be considered for action as listed. Any item not so noticed will not be considered or discussed. Items listed on this agenda may be considered in any order, at the discretion of the Chair.

1. **CALL TO ORDER** - President Montenegro
2. **PLEDGE OF ALLEGIANCE**
3. **ROLL CALL APPROVAL OF EXCUSED ABSENCES**
4. **PUBLIC COMMENT ON ITEMS NOT ON THE AGENDA** -Speakers are limited to five (5) minutes. In accordance with state law, the Board will not comment or otherwise consider Public Comment matters until and unless such items have been properly noticed for a future meeting.
5. **CONSENT CALENDAR**-The items on the Consent Calendar will be enacted in accordance with recommended action under one motion unless trailed from the Consent Calendar by the Board. Any member wishing to trail an item from the Consent Calendar should notify the CEO/General Manager prior to the meeting. Trailed items will be considered after the motion to approve the Consent Calendar.
 - 5.1. Minutes, Regular Meeting April 18, 2018
 - 5.2. Rental Agreements:l18-24-l18-27
 - 5.3. Standard Agreements: -None
 - 5.4. Commercial Agreements:-None
 - 5.5. Financial Statements
 - 5.5.1. March 2018
 - 5.6. Declaration of Surplus Equipment
6. **COMMITTEE REPORTS**-The Board may take action on specific items or on Committee Reports.
 - 6.1. *Livestock Committee* – Director Bostic
 - 6.1.1. Check Distribution Update
 - 6.1.2. 2019 Exhibitor Handbook
 - 6.2. *Buildings & Grounds Committee* – Director Shropshire
 - 6.2.1. Equipment-Community Grant
 - 6.3. *Finance Committee* – Director Mayes
 - 6.3.1. Preliminary Fair Financials
 - 6.3.2. Price adjustments for 2019 Fair

6.4. Marketing/Sponsorship Committee – Vice-President Dale

6.4.1. 2019 Theme Ideas

6.5. Entertainment Committee - Director Acosta

6.5.1. 2019 Monster Truck Show-Update

7. **OLD BUSINESS**

7.1. Junior Fair Board

7.2. California Mid-Winter Fair Heritage Foundation

8. **NEW BUSINESS**

8.1. Board resolution approving the submission of Community Public Benefit Grant

9. **NEXT MEETING**

9.1. Next Scheduled Meeting - June 20, 2018

10. **ADJOURNMENT**



The 45th DAA Board of Directors meeting is scheduled for Wednesday May 16, 2018 at 5:30 p.m., Board Room, 200 East Second Street, Imperial, California, to consider the attached agenda.

NOTICE OF MEETING

45th District Agricultural Association Board of Directors

Joe Montenegro, President	Cherisse Alford, Director	Geoff Holbrook, Director
Linsey Dale, Vice-President	Cherie Watte-Angulo, Director	Sterling Mayes, Director
Richard Acosta, Director	Darrel Bostic, Director	George Shropshire, Director

MISSION STATEMENT

Our mission is to provide year-round access to activities that showcase the talents, products and cultural wealth of our communities, for our neighbors and visitors alike, in a well-managed, clean, safe and wholesome environment.

AMERICANS WITH DISABILITIES ACT

All Board meetings must be accessible to the physically disabled. Any person needing a disability-related accommodation or modification in order to attend or participate in any Board or Committee meetings or other Imperial Valley Expo activities may request assistance by contacting Alan Phillips at the Imperial Valley Expo Office, 200 East Second Street, Imperial, California or by calling Alan at [760] 355-1181

PUBLIC PARTICIPATION

Speakers wishing to address the Board on items on the agenda are requested to sign in prior to the start of the meeting and identify the agenda item(s) on which you desire to address the Board. Members of the public are encouraged to provide comment to the Board and may suggest items to be placed on the agenda for discussion at the next Board meeting.

While the Board values the participation of the public, the Board president reserves the right to limit the time for public comment to a maximum of five (5) minutes per speaker in order to proceed with the agenda. Public comment must be related to fair authority and jurisdiction and their placement on the agenda is within the discretion of the Board.

This Agenda, and all notices required by the California Bagley-Keene Open Meeting Act, are available on the Internet at: www.ivexpo.com. For information concerning this meeting please contact: Alan Phillips, CEO at 760.355.1181, office@ivexpo.com.

All matters noticed on this agenda, in any category, may be considered for action as listed. Any item not so noticed will not be considered or discussed. Items listed on this agenda may be considered in any order, at the discretion of the Chair.

1. **CALL TO ORDER** - President Montenegro
2. **PLEDGE OF ALLEGIANCE**
3. **ROLL CALL APPROVAL OF EXCUSED ABSENCES**
4. **PUBLIC COMMENT ON ITEMS NOT ON THE AGENDA** -Speakers are limited to five (5) minutes. In accordance with state law, the Board will not comment or otherwise consider Public Comment matters until and unless such items have been properly noticed for a future meeting.
5. **CONSENT CALENDAR**-The items on the Consent Calendar will be enacted in accordance with recommended action under one motion unless trailed from the Consent Calendar by the Board. Any member wishing to trail an item from the Consent Calendar should notify the CEO/General Manager prior to the meeting. Trailed items will be considered after the motion to approve the Consent Calendar.
 - 5.1. Minutes, Regular Meeting April 18, 2018
 - 5.2. Rental Agreements:
 - 5.3. Standard Agreements:
 - 5.4. Commercial Agreements:
 - 5.5. Financial Statements
 - 5.5.1. March 2018
 - 5.6. Declaration of Surplus Equipment
6. **COMMITTEE REPORTS**-The Board may take action on specific items or on Committee Reports.
 - 6.1. *Livestock Committee* – Director Bostic
 - 6.1.1. Check Distribution Update
 - 6.1.2. 2019 Exhibitor Handbook
 - 6.2. *Buildings & Grounds Committee* – Director Shropshire
 - 6.2.1. Equipment-Community Grant
 - 6.3. *Finance Committee* – Director Mayes
 - 6.3.1. Preliminary Fair Financials
 - 6.3.2. Price adjustments for 2019 Fair

6.4. Marketing/Sponsorship Committee – Vice-President Dale

6.4.1. 2019 Theme Ideas

6.5. Entertainment Committee - Director Acosta

6.5.1. 2019 Monster Truck Show-Update

7. **OLD BUSINESS**

7.1. Junior Fair Board

7.2. California Mid-Winter Fair Heritage Foundation

8. **NEW BUSINESS**

8.1. Board resolution approving the submission of Community Public Benefit Grant

9. **NEXT MEETING**

9.1. Next Scheduled Meeting - June 20, 2018

10. **ADJOURNMENT**



**45th DISTRICT AGRICULTURAL ASSOCIATION
IMPERIAL VALLEY EXPO
BOARD OF DIRECTORS MEETING
April 18, 2018**

MINUTES

The regularly scheduled meeting of the 45th District Agricultural Association, Board of Directors met in the Boardroom at the Imperial Valley Expo on April 18, 2018 at 5:30 p.m.

DIRECTORS PRESENT:

President Joe Montenegro, Vice-President Linsey Dale, Richard Acosta, Cherrisse Alford, Cherie Watte Angulo, Darrel Bostic, George "Bo" Shropshire, Sterling "Arkie" Mayes, Geoff Holbrook

DIRECTORS ABSENT:

OTHERS PRESENT:

Alan Phillips, Secretary/Chief Executive Officer
Lee Hindman, Treasurer

1. **CALL TO ORDER** - President Montenegro called the meeting to order at 5:32 pm
2. **PLEDGE OF ALLEGIANCE** - John George led the group in the flag salute
3. **ROLL CALL APPROVAL OF EXCUSED ABSENCES** - Roll was noted, all Directors were in attendance.
4. **PUBLIC COMMENT ON ITEMS NOT ON THE AGENDA** - Speakers are limited to five (5) minutes. In accordance with state law, the Board will not comment or otherwise consider Public Comment matters until and unless such items have been properly noticed for a future meeting.
 - 4.1. No public comment
5. **CONSENT CALENDAR**-The items on the Consent Calendar will be enacted in accordance with recommended action under one motion unless trailed from the Consent Calendar by the Board. Any member wishing to trail an item from the Consent Calendar should notify the CEO/General Manager prior to the meeting. Trailed items will be considered after the motion to approve the Consent Calendar.
 - 5.1. Minutes, Regular Meetings, February 21 and March 21, 2018
 - 5.2. Rental Agreements: I18-12 through I18-23
 - 5.3. Standard Agreements: S18-37 through S18-63
 - 5.4. Commercial Agreements: E18-42 through E18-79
 - 5.5. Financial Statements

- 5.5.1. January 2018
- 5.5.2. February 2018

- ❖ **Director Mayes moved to approve the consent agenda**
- ❖ **Director Alford seconded the motion**
- *Vice-President Dale recused herself from this vote**
- ✓ **Directors All voting directors were in favor and the motion carried.**

6. **CEO REPORT**-The Board may take approval action on the CEO Report.

6.1. See written report for report

7. **COMMITTEE REPORTS**-The Board may take action on specific items or on Committee Reports and New Committee Assignments.

7.1. Livestock Committee – Director Bostic

7.1.1. Auction Update-Reported 70% of the checks are ready for initial release date total of \$1.1 million. He went on to say that the office has taken over some of the post-auction responsibilities that Rabobank has performed in the past. In doing we were able to get the invoices out quicker. We are also having checks sent to the office and we are doing the check printing.

7.1.2. 2019 Exhibitor Handbook-Livestock meeting will be taking place tomorrow (April 19), the goal is to go through the rules in the Exhibitor Handbook and taking recommendations for making changes.

7.1.3. Quality Assurance Program-Director Bostic and CEO Phillips went to Fresno for the Livestock Judges Conference put on by the CDFA. 2019 State Rules will require all livestock exhibitors to participate in an ethics course on an annual basis. The State Of California is adopting the YQCA program, we can use that or we can develop our own program which has to be approved by the state. Once a fair has adopted an approved curriculum, and the exhibitor has gone through a course, that will be accepted for the year at other fairs in California.

7.2. Buildings & Grounds Committee – Director Shropshire

7.2.1. Equipment-Forklift Director Shropshire reported the need to upgrade the forklift. The board had passed a motion in 2016 for \$15,000. Bids were conducted but nothing came in at the price range. Shanna Abatti mentioned the . USDA rural grant has money and are in need to get rid of money by June 1. The board gave direction to CEO Phillips and Director Shropshire to solicit information and pricing to bring back to the board for further discussions.

7.3. Finance Committee – Director Mayes

7.3.1. Preliminary Fair Financials-The collection of the financial information all the financial information to present to the board. The finance committee discussed combining the 2 money market accounts which hold the auction sales commission into a single checking account, due to the limitations of use of the money market accounts.

❖ **Director Mayes moved to combine the 2 money market accounts into a single checking account.**

❖ **Director Bostic seconded the motion**

✓ **Directors All were in favor and the motion carried.**

7.3.2. Price adjustments for 2019 Fair-Finance committee will be looking at data from ticket machines and other financial data to look at what price adjustments need to be recommended to the board. There has not been any price increases in a number of years and we need to take into consideration increased and increasing minimum wage.

7.4. Marketing/Sponsorship Committee – Vice-President Dale

7.4.1. 2019 Theme Ideas-VP Dale reported the membership committee has been working on the 2019 theme and has narrowed down to some various ideas. She hopes the committee will be able to bring a theme to the board in April.

7.5. Entertainment Committee - Director Acosta

7.5.1. 2019 Monster Truck Show-Board gave direction to the CEO to check with Traxass to see their availability for next year.

8. OLD BUSINESS

8.1. Junior Fair Board-Application window closed on April 13th and Interviews are being scheduled for the end of April. 23 applications were received this year. Advisor Irigoyen will be hosting the end of the year party at her home.

8.2. California Mid-Winter Fair Heritage Foundation-President Joseph Dhalliwal reported they are in the process of doing a fair wrap-up. He presented a check for \$52,357.91 from the alcohol sales to President Montenegro. He reported a couple of events which are coming up, the Cancer Resource Center of the Desert's gala and also working on the annual Crown Craft Invitation craft beer festival.

9. NEXT MEETING

9.1. Next Scheduled Meeting – May 16, 2018

10. ADJOURNMENT-7:00 pm

45th DISTRICT AGRICULTURAL ASSOCIATION
BOARD OF DIRECTORS' MEETING
May 16, 2018
RENTAL AGREEMENTS

Contract #	Event Date	Building	Renter	Rental Amt.
I18-24	May 5 & 6	Casa & Preble	Dino Expedition	\$3400.00
I18-25	June 2	Casa	Brent Hicks	\$1000.00
I18-26	May 15	Board Room	IVH20	\$200.00
I18-27	May 23	Hulsienda	Holtville FFA	\$300.00

State of California Agricultural Assoc
Balance Sheet
March 31, 2018

ASSETS

Current Assets

111.00 Petty Cash	\$ 423.62	
113.00 Checking Account-Operating	579,987.79	
114.00 Checking Account-Premium	14,232.00	
115.00 Checking Account-Payroll	38,400.72	
116.00 Investment Account	764,701.33	
116.01 First Foundation	104,055.82	
116.02 Sun Community	105,199.19	
116.03 CVB Community	105,866.89	
117.00 Junior Livestock Auction-Bank	112,759.84	
117.01 JLA -Buyer/Seller acct	415.23	
117.02 Livestock Capital Improvements	56,192.90	
131.00 Accounts Receivable	22,102.75	
131.01 Accounts Receivable NSF Checks	7,450.97	
131.10 Allowance for Doubtful Account	1,012.00	
132.00 Accounts Receivable JLA	5,429.04	
Total Current Assets		1,918,230.09

Property and Equipment

160.00 Deferred Outflows of Resources	151,598.14	
190.00 Construction in Progress	36,779.80	
193.00 Equipment	317,556.33	
193.01 A/D-Equipment	(316,405.45)	
194.00 Leasehold Improvements	3,474,870.57	
194.01 A/D Leasehold Improvements	(2,116,746.23)	
Total Property and Equipment		1,547,653.16

Other Assets

Total Other Assets		0.00
Total Assets	\$	3,465,883.25

LIABILITIES AND CAPITAL

Current Liabilities

211.00 Insurance Fees Collected	\$ 5,882.45
212.00 Accounts Payable	128.08
220.00 Union Dues	97.57
221.00 Social Security Tax Withheld	2,445.56
221.10 Medicare Tax Withheld	1,063.16
222.00 PST Retirement Withheld	9,351.32
222.01 Employee Insurance	(152.62)
223.00 State Retirement Withheld PERS	2,600.28
223.01 Other Post-Employment Benefits	182.70
224.00 State PIT Withheld	2,105.49
225.00 Federal Income Tax Withheld	2,850.39
226.00 Other Payroll Deductions	1,800.00
228.05 Deferred Income Misc.	13,561.36
241.00 Guarantee Deposits	3,300.00
245.00 Leave Liability	31,594.68
250.01 Long Term Debt (paving)	141,089.86
251.00 Junior Livestock Auct-Reserve	182,580.16
256.00 Deferred Inflows of Resources	1,227.53
260.00 Net Pension Liability	534,595.55

State of California Agricultural Assoc
Balance Sheet
March 31, 2018

Total Current Liabilities		936,303.52
Long-Term Liabilities	<hr/>	
Total Long-Term Liabilities		<hr/> 0.00
Total Liabilities		936,303.52
Capital		
291.00 Net Resources - Operations	2,110,181.45	
Net Income	<hr/> 419,398.28	
Total Capital		<hr/> 2,529,579.73
Total Liabilities & Capital		<hr/> <hr/> \$ 3,465,883.25

State of California Agricultural Assoc

Two Year Comparison

For the Three Months Ending March 31, 2018

	Current Month This Year	Current Month Last Year	Budget This Year	Year to Date This Year	Year to Date Last Year
Revenues					
410.00 ADMISSIONS TO GROUNDS	\$ 652.00	\$ 0.00	0.00	\$ 652.00	\$ 0.00
410.01 Regular Fair Admissions	228,693.00	235,125.00	220,000.00	228,693.00	235,125.00
411.00 DISCOUNTED FAIR ADMISSIONS	0.00	0.00	200,000.00	0.00	0.00
411.01 Concession/Commercial Passes	390.00	180.00	0.00	3,396.00	3,498.00
411.02 Livestock Passes	192.00	33,856.00	0.00	6,400.00	39,648.00
411.03 Grandstand Fair Admission	14,164.00	0.00	0.00	38,702.00	0.00
411.04 Pre-Sale Passes adult	116,935.00	107,094.00	0.00	152,033.00	117,648.00
411.05 Pre-Sale Passes Child	0.00	33,764.00	0.00	0.00	38,664.00
411.06 Pre-Sale Passes Senior	0.00	4,830.00	0.00	0.00	5,760.00
415.10 Outside Commercial Space	4,993.00	6,450.00	20,000.00	19,593.00	21,327.00
415.20 Inside Commercial Space	4,375.00	4,550.00	45,000.00	38,300.00	44,620.00
420.00 CONCESSIONS	0.00	550.00	0.00	0.00	550.00
421.01 Carnival - Pre-Sale	298,345.00	326,251.00	340,000.00	340,243.00	352,051.00
422.00 Food Concessions	171,995.76	147,242.04	160,000.00	191,395.76	173,092.04
423.00 Non Food Concessions	0.00	0.00	45,000.00	0.00	0.00
431.00 Entry fees	0.00	37,543.50	35,000.00	0.00	37,553.50
432.00 Donated & Sponsored Awards	4,650.00	575.00	5,000.00	8,850.00	5,290.00
434.00 Other Exhibit Revenue	735.00	0.00	1,000.00	735.00	695.00
459.35 Other-Miscellaneous	995.00	0.00	0.00	995.00	0.00
466.00 Other Admissions	0.00	0.00	0.00	960.00	0.00
470.00 MISCELLANEOUS FAIR	0.00	0.00	0.00	600.00	0.00
471.00 Parking Revenue	71,815.00	81,865.00	82,000.00	75,031.00	85,330.00
473.00 Reimbursements	0.00	0.00	0.00	0.00	500.00
474.00 Exhibit Guide Revenue	0.00	0.00	0.00	40.00	0.00
476.20 JLA Sponsorships	0.00	0.00	0.00	0.00	5,460.00
476.30 JLA Advertising	0.00	0.00	0.00	0.00	690.00
476.60 JLA Other Revenue	0.00	46.54	0.00	96.33	77.21
477.00 Camping fees	1,650.00	2,700.00	48,000.00	51,640.00	47,120.00
477.01 Storage fee	0.00	200.00	0.00	600.00	300.00
477.02 Golf cart permit	0.00	75.00	0.00	150.00	150.00
478.00 Other Misc. Revenues	3,768.00	6,970.00	7,000.00	3,843.00	7,148.00
479.00 Sponsorships	9,000.00	1,000.00	65,000.00	87,000.00	61,350.00
481.00 Building Rental	7,800.00	1,000.00	40,000.00	15,467.25	5,750.00
481.01 RV Park	40.00	0.00	0.00	200.00	710.00
481.02 Labor and Supplies	0.00	0.00	0.00	2,385.00	950.00
481.03 Marquee rental	0.00	0.00	0.00	0.00	150.00
482.00 Rental of Grounds	3,000.00	0.00	6,000.00	3,400.00	0.00
483.00 Rental of Equipment	1,075.00	0.00	5,000.00	3,211.00	559.00
484.00 Concessions Revenue	0.00	0.00	1,000.00	0.00	0.00
485.00 Utility fee Reimbursement	0.00	0.00	600.00	600.00	600.00
487.00 Other Interim Revenue	0.00	0.00	4,000.00	0.00	0.00
489.00 Program Rebates	0.00	0.00	0.00	219.42	307.38
490.00 PRIOR YEAR REVENUE ADJU	0.00	0.00	0.00	815.50	729.00
495.00 OTHER OPERATING REVENUE	0.00	13.00	0.00	0.00	13.00
Total Revenues	945,262.76	1,031,880.0	1,329,600.00	1,276,246.26	1,293,415.13

Expenses

501.00 Admin. Salaries-Permanent	16,217.66	15,189.05	160,206.00	41,905.66	39,019.05
502.00 Admin. Salaries-Temporary	2,240.00	3,187.50	33,600.00	6,570.50	11,353.50
503.00 Compensated Absences Expens	0.00	0.00	4,254.00	0.00	0.00
503.10 Employee Benefits	2,517.97	6,760.93	73,000.00	12,149.21	14,962.01
503.20 Payroll Taxes - Admin.	1,210.75	1,196.03	25,000.00	3,276.62	3,122.30
503.30 Worker's Comp Insurance	3,736.22	4,353.58	44,835.00	7,472.44	13,060.74
505.00 Directors' Expense	0.00	1,923.34	3,000.00	698.21	2,688.36

State of California Agricultural Assoc

Two Year Comparison

For the Three Months Ending March 31, 2018

	Current Month This Year	Current Month Last Year	Budget This Year	Year to Date This Year	Year to Date Last Year	
506.00	Travel/Training Expense	1,814.71	837.68	15,000.00	5,891.26	837.68
507.00	Office Supplies & Expense	2,387.27	1,494.67	20,000.00	5,902.60	2,370.63
508.00	TELEPHONE & POSTAGE	0.00	0.00	15,000.00	0.00	0.00
508.01	Postage	348.75	534.02	0.00	716.43	1,407.57
508.02	Fed-X	0.00	0.00	0.00	24.17	15.39
508.03	Telephone	1,784.55	1,849.57	0.00	2,959.87	2,403.02
509.00	Dues & Subscriptions	0.00	417.73	4,000.00	350.00	1,903.73
510.00	General Liability Insurance	2,916.74	6,333.41	35,001.00	12,750.22	11,000.23
511.00	Other Administrative Expenses	11.20	11.20	7,000.00	32.00	33.60
512.00	Unemployment Insurance	0.00	6,350.00	27,000.00	5,698.00	6,350.00
513.00	Audit Cost	0.00	0.00	9,500.00	0.00	0.00
519.00	Administration Expense	802.98	1,667.28	0.00	1,851.47	2,775.59
521.00	Maintenance Salaries-Permanen	4,804.12	4,630.06	81,320.00	12,924.12	12,210.06
522.00	Maintenance Salaries-Temporar	39,063.63	32,944.94	103,020.00	82,313.78	73,650.05
522.10	Employee Benefits	1,749.82	2,980.53	40,000.00	4,682.07	6,085.59
522.20	Payroll Taxes	896.94	709.23	7,000.00	1,908.49	1,624.80
522.30	Worker's Comp Insurance	0.00	0.00	0.00	3,736.22	0.00
523.00	Professional Services- Maint.	5,000.00	10,000.00	5,000.00	5,000.00	10,000.00
525.00	Rental-Maintenance Equipment	0.00	30.00	4,000.00	0.00	1,717.29
528.00	UTILITIES	0.00	0.00	75,000.00	0.00	0.00
528.01	Utilities-Electric	1,880.72	4,637.42	0.00	6,465.06	8,351.04
528.02	Utilities-Water	1,604.72	66.57	0.00	3,279.83	130.03
528.03	Utilities-Sewer	799.16	195.40	0.00	1,877.96	389.00
528.04	Utilities-Natural Gas	45.37	15.75	0.00	45.37	47.48
529.00	Maintenance of Equipment	0.00	0.00	7,000.00	0.00	0.00
529.02	State vehicle repairs	183.45	587.83	0.00	363.45	1,061.42
529.03	Gas	1,673.67	2,499.58	0.00	1,941.84	3,435.07
530.00	MAINTENANCE-BLDG & GROU	0.00	0.00	95,000.00	0.00	0.00
530.01	Maint. Casa Bldg.	302.31	0.00	0.00	302.31	0.00
530.06	Maint. Barns	42.06	2,547.27	0.00	42.06	2,561.39
530.07	Maint. Plaza de Cultura	0.00	2,181.90	0.00	493.22	2,538.39
530.08	Maint. Board Room	5,283.04	0.00	0.00	22,886.37	0.00
530.09	Maint. on grounds & supplies	12,952.30	13,708.06	0.00	17,629.38	29,669.85
531.00	Trash Removal & Clean Up Non-	506.70	5,977.84	12,000.00	999.86	7,764.64
532.00	Other Maintenance Expense	1,559.02	3,399.85	5,000.00	1,559.02	3,399.85
533.00	Special Repairs & Maintenance	0.00	8,820.00	0.00	0.00	8,820.00
542.00	Professional SrvcS-Publicity	5,000.00	10,000.00	7,500.00	5,000.00	10,000.00
543.00	Supplies & Expense - Publicity	8,816.28	0.00	0.00	8,816.28	0.00
544.00	ADVERTISING	0.00	0.00	30,000.00	0.00	0.00
544.01	Advertising - Television	3,419.00	585.00	0.00	3,419.00	4,590.00
544.02	Advertising - Radio	3,003.00	3,213.00	0.00	4,003.00	3,213.00
544.03	Advertising - Newspaper	5,290.00	5,380.00	0.00	5,290.00	5,380.00
544.04	Advertising - Other	7,385.00	3,570.15	0.00	7,385.00	10,955.15
545.00	Promotional Expense	0.00	366.74	0.00	0.00	366.74
547.00	Pre-fair events	0.00	200.00	0.00	0.00	200.00
548.00	Other Publicity Expense	0.00	0.00	2,000.00	0.00	0.00
561.00	Attendance Salaries	22,266.46	25,524.39	115,995.00	22,854.27	26,198.95
561.01	Payroll Taxes Attendance	322.88	387.93	3,000.00	331.40	397.71
561.02	Fair Security/Fire	58,685.40	54,161.25	0.00	58,685.40	54,161.25
561.03	Fair Security/Fire Payroll Exp	817.96	767.44	0.00	817.96	767.44
561.04	Interim Attendance	571.25	0.00	0.00	1,022.50	0.00
561.05	Interim Attendance P/R Taxes	41.26	0.00	0.00	47.81	0.00
562.00	Professional Services-Attend.	73,550.00	68,050.00	76,550.00	73,550.00	68,050.00
563.00	Supplies & Expense - Attend.	18,040.15	8,211.25	25,000.00	22,423.09	15,259.42
564.00	Other Attendance Expense	1,847.09	2,255.00	3,000.00	3,567.09	2,255.00
570.00	MISC. FAIR	1,724.01	0.00	0.00	1,724.01	0.00
571.00	Parking Lot Expense	0.00	0.00	0.00	0.00	198.83

State of California Agricultural Assoc

Two Year Comparison

For the Three Months Ending March 31, 2018

	Current Month This Year	Current Month Last Year	Budget This Year	Year to Date This Year	Year to Date Last Year
571.01	Parking Salaries & Wages - Per	0.00	0.00	5,400.00	0.00
571.02	Parking Salaries & Wages Temp	970.75	17,088.79	0.00	970.75
571.03	Parking lot employee expense	1,773.75	247.80	0.00	1,773.75
571.06	Salaries & Wages Temporary	3,099.25	0.00	0.00	3,099.25
571.25	Payroll Taxes	84.74	0.00	0.00	84.74
572.02	Sponsorship Expense	0.00	289.85	0.00	2,321.30
573.00	UTILITIES FAIRTIME	0.00	0.00	27,000.00	0.00
574.00	Exhibit Guide Expense	0.00	0.00	0.00	774.96
576.20	JLA-BBQ, Lunch, Dinner, etc	4,675.50	4,849.00	0.00	4,675.50
576.30	JLA-Labor Costs	281.58	210.49	0.00	1,631.58
576.40	JLA-Publicity & Marketing	6,643.06	0.00	0.00	6,643.06
576.70	JLA-Other	3,371.57	12,447.59	0.00	29,139.36
577.00	Sponsorship Expense for Fair	202.03	0.00	1,000.00	202.03
578.00	Other Misc. Fair(trash removal	25,999.38	0.00	17,000.00	25,999.38
578.01	Jr. Fairboard Expense	226.24	732.32	0.00	2,642.59
578.03	Trash Removal	0.00	12,231.72	0.00	0.00
581.00	Cash Premiums	0.00	0.00	15,000.00	0.00
582.00	Trophies, Medals, Ribbons	99.70	0.00	3,000.00	3,294.62
584.00	Sponsored trophies, medals,etc	0.00	0.00	9,500.00	8,877.20
585.00	Other Award Expense	20.35	75.00	80.00	20.35
631.00	Exhibit Salaries	7,617.50	6,884.63	12,440.00	10,106.00
631.02	Payroll Taxes	110.45	99.85	300.00	146.53
632.00	Judges	10,250.00	8,100.00	12,500.00	11,720.00
632.01	Lodging, expenses, etc	3,458.97	3,593.92	0.00	3,458.97
633.00	Professional Services-Exhibits	24,400.00	25,425.00	39,800.00	24,400.00
634.00	Supplies & Expense-Exhibits	11,338.82	6,924.57	14,000.00	19,897.23
634.01	Supplies & Expense-Preble bldg	4,318.94	342.90	0.00	5,153.25
634.02	Supplies & Expense-docs farm	227.20	0.00	0.00	227.20
634.03	Jr. Exhibits Bldg	328.67	1,776.17	0.00	328.67
635.00	Tent & Booth Rental	14,840.50	15,865.50	16,000.00	14,840.50
636.00	Decorations	878.12	5.95	1,000.00	878.12
662.00	Professional Services-Attract.	61,700.00	28,200.00	40,200.00	61,700.00
663.00	Supplies & Expense Attract.	1,900.00	2,764.48	3,500.00	3,464.00
665.00	Grounds Acts	57,400.00	53,100.00	55,000.00	57,400.00
666.00	Grandstand Acts	41,870.00	34,650.00	25,000.00	41,870.00
667.00	Other Attractions Expense	1,800.00	3,925.00	10,000.00	7,835.40
667.01	Ent. Sound, lights, lodging et	647.88	7,497.28	0.00	647.88
667.02	Entertainment meals/Ryders	0.00	1,552.47	0.00	0.00
670.00	INTERIM ENTERTAINMENT EX	0.00	0.00	3,500.00	0.00
800.00	PRIOR YEAR EXPENSE ADJUS	0.00	75.98	0.00	4,450.97
851.00	Short/Over Ticket Sales	1,017.04	241.00	0.00	1,017.04
851.01	Short/Over Box Office	(8.00)	68.00	0.00	(4.00)
900.00	Depreciation Expense	0.00	0.00	77,000.00	0.00
	Total Expenses	616,659.56	579,975.63	1,562,001.00	857,324.06
	Net Income	\$ 328,603.20	\$ 451,904.45	(232,401.00)	\$ 418,922.20
					\$ 499,936.34

State of California Agricultural Assoc
Cash Disbursements Journal
 For the Period From Mar 1, 2018 to Mar 31, 2018

Filter Criteria includes: Report order is by Date. Report is printed in Detail Format.

Date	Check #	Account ID	Line Description	Debit Amount	Credit Amount
3/1/18	18954	212.00 113.00	Invoice: S18-052 Albricias by Silva	2,000.00	2,000.00
3/1/18	18955	212.00 113.00	Invoice: S18-001 Jacki Alsip	450.00	450.00
3/1/18	18956	212.00 113.00	Invoice: S18-30 Ballonacy/ Forel, Dennis	5,600.00	5,600.00
3/1/18	18957	212.00 113.00	Invoice: S18-007 Cheryl Bogue	4,500.00	4,500.00
3/1/18	18958	212.00 113.00	Invoice: S18-050 Tonya Bonillas	450.00	450.00
3/1/18	18959	212.00 113.00	Invoice: S18-022 Jim Brown	5,000.00	5,000.00
3/1/18	18960	212.00 113.00	Invoice: S18-012 Carrie Wimer	2,000.00	2,000.00
3/1/18	18961	212.00 113.00	Invoice: S18-033 Angelique Castro	150.00	150.00
3/1/18	18962	212.00 113.00	Invoice: S18-034 Biagio John Castro	150.00	150.00
3/1/18	18963	212.00 113.00	Invoice: S18-054 Explorer Post 4108	10,000.00	10,000.00
3/1/18	18964	212.00 113.00	Invoice: S18-044 Mark Flint	1,500.00	1,500.00
3/1/18	18965	212.00 113.00	Invoice: S18-006 Ted Flores	9,500.00	9,500.00
3/1/18	18966	212.00 113.00	Invoice: S18-039 Dale Fullerton	150.00	150.00
3/1/18	18967	212.00 113.00	Invoice: S18-031 Godfrey the Magician	7,500.00	7,500.00
3/1/18	18968	212.00 113.00	Invoice: S18-027 Lacy V. Greer	600.00	600.00
3/1/18	18969	212.00 113.00	Invoice: S18-021 Guitar Guy Inc.	10,000.00	10,000.00
3/1/18	18970	212.00 113.00	Invoice: S18-026 Joe Hoffman	400.00	400.00
3/1/18	18971	212.00 113.00	Invoice: S18-010 I.C. Sheriff's Office	43,350.00	43,350.00
3/1/18	18972	212.00 113.00	Invoice: S18-008 Imperial Lodge #390	1,200.00	1,200.00
3/1/18	18973	212.00 113.00	Invoice: S18-051 Joel Gonzalez	1,500.00	1,500.00
3/1/18	18974	212.00 113.00	Invoice: S18-019 Shirley Maddox	250.00	250.00
3/1/18	18975	212.00 113.00	Invoice: S18-047 Moises Ortega	500.00	500.00
3/1/18	18976	212.00 113.00	Invoice: S18-029 Pacific Animal Productions	12,000.00	12,000.00
3/1/18	18977	212.00 113.00	Invoice: S18-018 Keith Porter	150.00	150.00

State of California Agricultural Assoc
Cash Disbursements Journal
 For the Period From Mar 1, 2018 to Mar 31, 2018

Filter Criteria includes: Report order is by Date. Report is printed in Detail Format.

Date	Check #	Account ID	Line Description	Debit Amount	Credit Amount
3/1/18	18978	212.00 212.00 113.00	Invoice: S18-05 Invoice: S18-09 Professional Event Services	11,500.00 5,500.00	17,000.00
3/1/18	18979	212.00 113.00	Invoice: S18-023 Reliance Communications	5,000.00	5,000.00
3/1/18	18980	212.00 113.00	Invoice: S18-040 Reno Vegas Entertainment	7,500.00	7,500.00
3/1/18	18981	212.00 113.00	Invoice: S18-036 Margerita Rodriguez	300.00	300.00
3/1/18	18982	212.00 113.00	Invoice: S18-014 Sarah Preacher	2,000.00	2,000.00
3/1/18	18983	212.00 113.00	Invoice: S18-011 Shannon Spencer Schulz	150.00	150.00
3/1/18	18984	212.00 113.00	Invoice: S18-038 Brad Scott	150.00	150.00
3/1/18	18985	212.00 113.00	Invoice: S18-013 Kelly Secord	5,500.00	5,500.00
3/1/18	18986	212.00 113.00	Invoice: S18-016 Brandt Smith	1,200.00	1,200.00
3/1/18	18987	212.00 113.00	Invoice: S18-032 Stilt Circus Inc.	6,000.00	6,000.00
3/1/18	18988	212.00 113.00	Invoice: S18-015 Evan Synder	1,200.00	1,200.00
3/1/18	18989	212.00 113.00	Invoice: S18-041 That's Entertainment Int	6,000.00	6,000.00
3/1/18	18990	212.00 113.00	Invoice: S18-035 Kathleen Utter	500.00	500.00
3/1/18	18991	212.00 113.00	Invoice: S18-048 Jimmie Cannon's Valley Jazz	1,000.00	1,000.00
3/1/18	18992	212.00 113.00	Invoice: S18-037 Lynn Warren	300.00	300.00
3/1/18	18993	212.00 113.00	Invoice: S18-45 Nicholas D. Wells	500.00	500.00
3/1/18	18994	212.00 113.00	Invoice: S18-020 Wilson Events. Inc.	4,200.00	4,200.00
3/1/18	18995	632.00 113.00	S18-057 swine weight master Cannon Brown	150.00	150.00
3/1/18	18996	632.00 113.00	S18-056 swine weight master Colton Elmer	150.00	150.00
3/1/18	18997	632.00 113.00	S18-055 breed classify and health check Sherri Schulz	150.00	150.00
3/2/18	19000	666.00 113.00	S18-053 monster truck show AMP Live Events, LLC	26,500.00	26,500.00
3/2/18	19000V	666.00	S18-053 monster truck		26,500.00

State of California Agricultural Assoc
Cash Disbursements Journal
 For the Period From Mar 1, 2018 to Mar 31, 2018

Filter Criteria includes: Report order is by Date. Report is printed in Detail Format.

Date	Check #	Account ID	Line Description	Debit Amount	Credit Amount
			show		
		113.00	AMP Live Events, LLC	26,500.00	
3/2/18	19001	666.00	S18-053 monster truck	26,500.00	
		224.00	withholdings		1,855.00
		113.00	AMP Live Events, LLC		24,645.00
3/2/18	19002	632.00	S18-059 rabbit judge	400.00	
		113.00	Kathleen Utter		400.00
3/2/18	19003	632.00	S18-058 judge for all	1,400.00	
			cattle		
		113.00	Karl Miller		1,400.00
3/2/18	19004	666.00	S18-028	7,000.00	
		113.00	Freestylemx.com		7,000.00
3/4/18	19005	667.00	load and unloading of	1,800.00	
			stage		
		113.00	Victory Outreach		1,800.00
3/5/18	19006	227.00	feb 1-15	537.50	
		227.00	Feb 16-28	537.50	
		113.00	California State		1,075.00
			Disbursement Unit		
3/7/18	1120	576.70	S18-24 auctioneer	500.00	
		117.00	Paul Cooper		500.00
3/7/18	1121	633.00	S18-25 auctioneer	1,850.00	
		117.00	Seth Seever		1,850.00
3/7/18	19007	632.00	S18-060 judge	300.00	
		632.00	S18-63 judge	300.00	
		113.00	Denise Fraser		600.00
3/9/18	19008	212.00	Invoice: S15-062	200.00	
		113.00	Denise Squires		200.00
3/10/18	19009	662.00	sound system fairtime	24,500.00	
			invoice 2972		
		663.00	drum kit for Bee Gees	400.00	
			invoice 2974		
		663.00	radios for fair invoice	1,500.00	
			2973		
		113.00	Speeda Sound, Inc.		26,400.00
3/10/18	19010	224.00	AMP Live Events TAXES	1,855.00	
			WITHHELD		
		113.00	Franchise Tax Board		1,855.00
3/12/18	19011	421.01	owed to Helm presale	49,617.00	
		113.00	Helm & Sons		49,617.00
3/13/18	19012	662.00	2018 Fair lights	21,000.00	
		113.00	L.B. Lightswest Inc.		21,000.00
3/13/18	19013	666.00	S18-049	6,370.00	
		113.00	Imperial Motorsports		6,370.00
3/14/18	1122	576.20	rental of tables and chairs	150.00	
			for buyers dinner		
		117.00	Vicent Zambrano		150.00
3/14/18	1123	576.20	barbacoa meal buyers	4,525.50	
			auction dinner		
		117.00	Hacienda Catering		4,525.50
3/15/18	1124	576.70	add on agreements	316.62	
		576.70	T cards for auction	590.50	
		576.70	junior auction group buy	375.98	
			list		

State of California Agricultural Assoc
Cash Disbursements Journal
 For the Period From Mar 1, 2018 to Mar 31, 2018

Filter Criteria includes: Report order is by Date. Report is printed in Detail Format.

Date	Check #	Account ID	Line Description	Debit Amount	Credit Amount
		117.00	Imperial Printers		1,283.10
3/15/18	1125	576.70	smart and final, plastic roll for tables for auction dinner	42.85	
		117.00	Lee Hindman		42.85
3/15/18	19014	212.00	Invoice: 1808	5,605.74	
		113.00	A&R Construction		5,605.74
3/15/18	19015	212.00	Invoice: 254098	4,620.77	
		212.00	Invoice: 257160	416.28	
		212.00	Invoice: 257060	212.85	
		212.00	Invoice: 258085	447.73	
		212.00	Invoice: 259907	258.52	
		113.00	Admit One Products		5,956.15
3/15/18	19016	212.00	Invoice: 0467-001497968	506.70	
		113.00	Republic Services #467		506.70
3/15/18	19017	212.00	Invoice: 2018	63.08	
		113.00	Jacki Alsip		63.08
3/15/18	19018	212.00	Invoice: 34594	591.97	
		113.00	AM Copier		591.97
3/15/18	19019	212.00	Invoice: 4430	1,807.78	
		113.00	American Embroidery & Screen Co		1,807.78
3/15/18	19020	212.00	Invoice: 9007546538	5,656.88	
		113.00	Animal Health International		5,656.88
3/15/18	19021	212.00	Invoice: 040438	2,916.74	
		212.00	Invoice: 040738	2,519.36	
		212.00	Invoice: 040388	3,736.22	
		212.00	Invoice: 040799	281.20	
		113.00	Calif Fair Service Authority		9,453.52
3/15/18	19022	212.00	Invoice: Feb 2018	2,403.88	
		113.00	City of Imperial		2,403.88
3/15/18	19023	212.00	Invoice: feb 2018	65.14	
		113.00	SEIU Local 1000 Membership Dept		65.14
3/15/18	19024	212.00	Invoice: BE002696243	402.74	
		113.00	Delta Dental		402.74
3/15/18	19025	212.00	Invoice: 41042	1,497.09	
		113.00	Driscoll's Embroidery		1,497.09
3/15/18	19026	212.00	Invoice: 13603	750.00	
		113.00	El Sol Del Valle Imperial		750.00
3/15/18	19027	212.00	Invoice: 433728	4,051.75	
		212.00	Invoice: 434094	426.05	
		212.00	Invoice: 435457	1,163.89	
		113.00	Fulton Distributing		5,641.69
3/15/18	19028	212.00	Invoice: 10404	2,043.89	
		113.00	Gladstone Inc.		2,043.89
3/15/18	19029	212.00	Invoice: 0100168	750.00	
		113.00	Holtville Tribune		750.00
3/15/18	19030	212.00	Invoice: 0483	20.35	
		113.00	Hour Photo/ Mc Trophies & Awards		20.35

State of California Agricultural Assoc
Cash Disbursements Journal
 For the Period From Mar 1, 2018 to Mar 31, 2018

Filter Criteria includes: Report order is by Date. Report is printed in Detail Format.

Date	Check #	Account ID	Line Description	Debit Amount	Credit Amount
3/15/18	19031	212.00 113.00	Invoice: Feb 2018 Imperial Irrigation Dist.	1,880.72	1,880.72
3/15/18	19032	212.00 212.00 212.00 212.00 113.00	Invoice: 18-394 Invoice: 18-35 Invoice: 18-36 Invoice: 18-410 Imperial Printers	306.78 189.30 270.55 10.83	777.46
3/15/18	19033	212.00 212.00 113.00	Invoice: 779167 Invoice: 780495 Imperial Stores	157.29 69.91	227.20
3/15/18	19034	212.00 113.00	Invoice: 2018 Imperial Valley Press	3,790.00	3,790.00
3/15/18	19035	212.00 212.00 212.00 113.00	Invoice: 403037-1 Invoice: 404735-1 Invoice: 403038-1 ABC5 KEYC-DT 9.2	389.00 500.00 570.00	1,459.00
3/15/18	19036	212.00 113.00	Invoice: 403039-1 KESE Telemundo 35 NPG of Yuma	460.00	460.00
3/15/18	19037	212.00 113.00	Invoice: 403662-1 Blackhawk Broadcasting LLC	490.00	490.00
3/15/18	19038	212.00 212.00 113.00	Invoice: 18020200 Invoice: 18020201 KXO Radio	987.00 1,008.00	1,995.00
3/15/18	19039	212.00 113.00	Invoice: 403665-1 Blackhawk Broadcasting LLC	480.00	480.00
3/15/18	19040	212.00 212.00 212.00 212.00 113.00	Invoice: 688900 Invoice: 688364 Invoice: 853648 Invoice: 689376 McNeece Bros. Oil Co., Inc.	175.44 487.00 182.78 670.58	1,515.80
3/15/18	19041	212.00 113.00	Invoice: 51067351180301 Opex Communications	6.03	6.03
3/15/18	19042	212.00 113.00	Invoice: HB6293 Pro Record Storage Management	434.50	434.50
3/15/18	19043	212.00 212.00 113.00	Invoice: 2037 Invoice: 2056 Reliance Communications	951.69 3,559.25	4,510.94
3/15/18	19044	212.00 113.00	Invoice: 3246478-00 Refrigeration Supplies Dist.	26.60	26.60
3/15/18	19045	212.00 113.00	Invoice: Feb 2018 The Gas Company	45.37	45.37
3/15/18	19046	212.00 113.00	Invoice: 9443201 030118 Sparkletts	647.14	647.14
3/15/18	19047	212.00 113.00	Invoice: 13722 Spectrum	7,385.00	7,385.00
3/15/18	19048	212.00 113.00	Invoice: March 2018 T-Mobile	173.69	173.69
3/15/18	19049	212.00	Invoice: 0260093022618	308.93	

State of California Agricultural Assoc
Cash Disbursements Journal
 For the Period From Mar 1, 2018 to Mar 31, 2018

Filter Criteria includes: Report order is by Date. Report is printed in Detail Format.

Date	Check #	Account ID	Line Description	Debit Amount	Credit Amount
		212.00	Invoice: 0009250022218	629.10	
		113.00	Time Warner Cable		938.03
3/15/18	19050	212.00	Invoice: S120727664.001	5.42	
		212.00	Invoice: S120736968.001	231.56	
		212.00	Invoice: S120750078.001	181.12	
		212.00	Invoice: S120020734-001	361.66	
		113.00	Rexel ESD		779.76
3/15/18	19051	212.00	Invoice: 201	500.00	
		113.00	Stockshow Box		500.00
3/15/18	19052	635.00	tents	14,840.50	
		113.00	Dolphin Rents, Inc.		14,840.50
3/15/18	19053	634.00	Presidents Award , picture purchased	150.00	
		113.00	Allyson Derma		150.00
3/15/18	19054	212.00	Invoice: Feb 2018 Alan	4,047.32	
		212.00	Invoice: Feb 2018 JD	690.53	
		212.00	Invoice: Feb 2018 Tiff	4,096.94	
		113.00	U.S. BANK CORPORATE PAYMENT CENTER		8,834.79
3/15/18	19055	665.00	S18-042 Up Town Funk	5,000.00	
		113.00	M.Z. Tribute Bands		5,000.00
3/15/18	19056	665.00	S18-43 tribute to the Bee Gees	6,000.00	
		113.00	M.Z. Tribute Bands		6,000.00
3/15/18	19057	212.00	Invoice: 901714	11.63	
		212.00	Invoice: 901241	60.70	
		212.00	Invoice: 917368	24.67	
		212.00	Invoice: 902230	130.85	
		212.00	Invoice: 902502	95.52	
		212.00	Invoice: 901030	480.72	
		212.00	Invoice: 901007	402.11	
		212.00	Invoice: 901908 2018	161.87	
		212.00	Invoice: 902212	42.06	
		212.00	Invoice: 971861	4,038.27	
		212.00	Invoice: 902209	834.31	
		212.00	Invoice: 902364	622.74	
		212.00	Invoice: 920713	878.12	
		212.00	Invoice: 902186	405.98	
		212.00	Invoice: 902469	146.43	
		212.00	Invoice: 902962	511.34	
		212.00	Invoice: 901223	420.49	
		212.00	Invoice: 902467	71.62	
		212.00	Invoice: 902271	163.35	
		212.00	Invoice: 902585	17.49	
		113.00	Lowe's		9,520.27
3/15/18	19058	113.00	VOID		
3/20/18	1126	576.70	invoice 881663 in out cable for auction arena	65.62	
		576.70	invoice 902697 bots for pens	108.22	
		117.00	Lowe's		173.84
3/20/18	1127	576.70	travel reimbursement	807.05	
		117.00	Seth Seever		807.05
3/20/18	19059	241.00	I18-011 deposit refund	200.00	
		113.00	Rachel Perez		200.00
3/20/18	19060	411.03	credit card sales from race day	1,240.00	
		519.00	transaction fees		49.60

State of California Agricultural Assoc
Cash Disbursements Journal
For the Period From Mar 1, 2018 to Mar 31, 2018

Filter Criteria includes: Report order is by Date. Report is printed in Detail Format.

Date	Check #	Account ID	Line Description	Debit Amount	Credit Amount
		113.00	Imperial Motorsports		1,190.40
3/23/18	1128	576.70	brand inspection and beef council	419.25	
		117.00	Cashier, Dept. Food & Ag		419.25
3/23/18	19061	227.00	case # 0250077407-01 March 1 - 15th	537.50	
		113.00	California State Disbursement Unit		537.50
3/23/18	19062	666.00	S18-046 Capitol 64	500.00	
		113.00	Jose D. Ronaldo Jr		500.00
3/28/18	19063	227.00	case # 0250077407-01 for Dec 16 2017 payment made to wrong case #	537.50	
		113.00	California State Disbursement Unit		537.50
3/29/18	19064	227.00	acct JK-226-2972	295.30	
		113.00	Court-Ordered Debt Collections		295.30
3/29/18	19065	227.00	case 0250077407-01	537.50	
		113.00	California State Disbursement Unit		537.50
3/30/18	1129	576.40	auction book print cost	2,606.06	
		576.40	auction book graphic arts services	3,875.00	
		576.40	mileage deliver auction book	162.00	
		117.00	Reliance Communications		6,643.06
3/30/18	1130	576.30	livestock auction arena network cables	281.58	
		117.00	Alpha & Omega Telecom		281.58
3/30/18	1131	576.70	auctioneer hotel	107.98	
		117.00	Rodeway Inn		107.98
3/30/18	19066	212.00	Invoice: 1802011	1,008.00	
		113.00	98.3 FM INC		1,008.00
3/30/18	19067	212.00	Invoice: 257059	3,077.63	
		212.00	Invoice: 260099	202.65	
		113.00	Admit One Products		3,280.28
3/30/18	19068	212.00	Invoice: 0467-001501162	25,999.38	
		113.00	Republic Services #467		25,999.38
3/30/18	19069	212.00	Invoice: 2018	749.17	
		113.00	Jim Brown		749.17
3/30/18	19070	212.00	Invoice: March 2018	65.14	
		113.00	SEIU Local 1000 Membership Dept		65.14
3/30/18	19071	212.00	Invoice: April 2018	402.74	
		113.00	Delta Dental		402.74
3/30/18	19072	212.00	Invoice: 42443	226.24	
		113.00	Driscoll's Embroidery		226.24
3/30/18	19073	212.00	Invoice: 100	377.13	
		212.00	Invoice: Media	630.34	
		212.00	Invoice: Service club	1,346.88	
		113.00	Hacienda Catering		2,354.35
3/30/18	19074	212.00	Invoice: B20933	157.87	
		113.00	Imperial Truss And		157.87

State of California Agricultural Assoc
Cash Disbursements Journal
 For the Period From Mar 1, 2018 to Mar 31, 2018

Filter Criteria includes: Report order is by Date. Report is printed in Detail Format.

Date	Check #	Account ID	Line Description	Debit Amount	Credit Amount
			Lumber		
3/30/18	19075	212.00 113.00	Invoice: 5192 Janda Ribbons	99.70	99.70
3/30/18	19076	212.00 113.00	Invoice: 403662-2 Blackhawk Broadcasting LLC	270.00	270.00
3/30/18	19077	212.00 113.00	Invoice: 403665-2 Blackhawk Broadcasting LLC	260.00	260.00
3/30/18	19078	212.00 113.00	Invoice: 345676 Lee Tire Co.	183.45	183.45
3/30/18	19079	212.00 113.00	Invoice: 2018 Tiffinie Macias	211.46	211.46
3/30/18	19080	212.00 113.00	Invoice: 2018 Shirley Maddox	68.13	68.13
3/30/18	19080V	212.00 113.00	Invoice: 2018 Shirley Maddox	68.13	68.13
3/30/18	19081	212.00 113.00	Invoice: 014174 Napa Valley Expo	872.58	872.58
3/30/18	19082	212.00 113.00	Invoice: 1404426 Pestmaster Services	82.00	82.00
3/30/18	19083	212.00 212.00 113.00	Invoice: 2018-1 Invoice: 2018-2 Alan Phillips	817.80 785.45	1,603.25
3/30/18	19084	212.00 113.00	Invoice: 2068 Reliance Communications	3,675.00	3,675.00
3/30/18	19085	212.00 113.00	Invoice: 102 Pete Robles	350.00	350.00
3/30/18	19086	212.00 113.00	Invoice: 2018 Rodeway Inn	4,761.92	4,761.92
3/30/18	19087	212.00 212.00 113.00	Invoice: 0260093031618 Invoice: 0009250032218 Time Warner Cable	209.93 630.56	840.49
3/30/18	19088	212.00 113.00	Invoice: 2018 Shirley Maddox	154.78	154.78
	Total			<u>559,527.47</u>	<u>559,527.47</u>

State of California Agricultural Assoc
Cash Receipts Journal
For the Period From Mar 1, 2018 to Mar 31, 2018

Filter Criteria includes: Report order is by Check Date. Report is printed in Detail Format.

Date	Account ID	Transaction Ref	Line Description	Debit Amnt	Credit Amnt
3/1/18	211.00 113.00	cash 12674	insurance E18-046 Applegate Lapidary	135.00	135.00
3/1/18	411.01 471.00 211.00 113.00	visa 12675	add admission add parking insurance Negrete for Judge	315.00	120.00 60.00 135.00
3/1/18	477.00 113.00	visa 12676	dry camping RV for Joy Roy Robert Chronister	250.00	250.00
3/1/18	477.00 113.00	cash 12677	dry camping fairtime Joseph Bernal	250.00	250.00
3/1/18	422.00 113.00	visa 12678	balance on booth owed The Candy Shoppe	100.00	100.00
3/1/18	471.00 113.00	visa 12679	parking tickets Heber Dunes	21.00	21.00
3/1/18	422.00 113.00	visa 12680	deposit West Coast Weggies	1,000.00	1,000.00
3/1/18	477.00 113.00	cash 12681	dry camping Amy Teague	250.00	250.00
3/1/18	411.01 471.00 211.00 113.00	cash 12682	add admission add parking insurance for Mike Character guy C&M Marketing	375.00	150.00 90.00 135.00
3/1/18	415.20 113.00	visa 12683	booth fee Vincent V Soum MD	600.00	600.00
3/1/18	432.00 113.00	ck#12135	reserve grand champion beef Claypool Distributors	150.00	150.00
3/1/18	432.00 113.00	ck#08333	Jr diary cattle showmanship Kevin Grizzle	150.00	150.00
3/1/18	415.20 113.00	ck#549574	E18-025 booth fee I.C. Sheriff's Office	800.00	800.00
3/1/18	422.00 113.00	ck#3407	deposit MTM CONCESSIONS	1,000.00	1,000.00
3/1/18	415.20 211.00 113.00	visa 12688	E18-050 insurance Ramon Rock Remodeling	835.00	700.00 135.00
3/1/18	415.10 113.00	visa 12689	outside space rental Southwest Digital Photos	3,000.00	3,000.00

State of California Agricultural Assoc
Cash Receipts Journal
For the Period From Mar 1, 2018 to Mar 31, 2018

Filter Criteria includes: Report order is by Check Date. Report is printed in Detail Format.

Date	Account ID	Transaction Ref	Line Description	Debit Amnt	Credit Amnt
3/1/18	415.20 113.00	visa 12680	E18-078 booth fee Global Beauty	600.00	600.00
3/1/18	211.00 113.00	visa 12691	insurance Calexico Chamber	135.00	135.00
3/1/18	415.20 211.00 113.00	visa 12692	booth insurance Isaac Ruiz Bulbarena	635.00	500.00 135.00
3/2/18	421.01 411.04 113.00	ck#5551	carnival admissions Goyal Shell Station	76,127.00	51,980.00 24,147.00
3/2/18	432.00 113.00	ck#29488	belt buckle sponsor Lee Havens & Sons	900.00	900.00
3/2/18	211.00 113.00	ck#5015	E18-058 insurance Dante Insurance Services	135.00	135.00
3/2/18	432.00 113.00	ck#988593	belt buckle sponsor Farm Credit Services Southwest	750.00	750.00
3/2/18	421.01 411.04 851.00 113.00	cash 12713	carnival admissions shortage Rabobank	40.00 24,122.00	17,140.00 7,022.00
3/2/18	421.01 411.04 851.00 113.00	cash 12714	carnival ADMISSIONS overage Rabobank	42,401.00	29,760.00 12,486.00 155.00
3/2/18	421.01 411.04 113.00	cash 12715	carnival admissions Rabobank	75,877.00	53,180.00 22,697.00
3/3/18	415.20 113.00	visa 12697	E18-034 booth fee Jen Brother	675.00	675.00
3/3/18	415.20 113.00	ck#1035	E18-069 booth fee Massaging Insoles	500.00	500.00
3/3/18	415.10 113.00	cash 12699	E18-63 Airbrush Artwerks	300.00	300.00
3/3/18	422.00 477.00 113.00	AE 12700	deposits RVS Backyard BBQ Village	4,900.00	4,000.00 900.00
3/3/18	421.01	cash 12701	carnival		75,982.00

State of California Agricultural Assoc
Cash Receipts Journal
For the Period From Mar 1, 2018 to Mar 31, 2018

Filter Criteria includes: Report order is by Check Date. Report is printed in Detail Format.

Date	Account ID	Transaction Ref	Line Description	Debit Amnt	Credit Amnt
	851.00		shortage	580.00	
	113.00		Sonic Dive In	75,402.00	
3/3/18	421.01	credit card 12702	carnival		6,140.00
	410.01		admissions		2,976.00
	113.00		Box Office Sales	9,116.00	
3/3/18	411.04	cashiers check	admissions		200.00
	113.00		Box Office Sales	200.00	
3/3/18	421.01	cash 12704	carnival		5,440.00
	411.03		monster truck		1,460.00
	411.04		admissions		2,595.00
	851.01		overage		8.00
	113.00		Box Office Sales	9,503.00	
3/3/18	421.01	visa 12705	carnival		5,360.00
	411.03		monster truck show		1,544.00
	411.04		admissions		1,169.00
	113.00		Box Office Sales	8,073.00	
3/3/18	421.01	cash 12706	carnival		3,960.00
	411.04		admissions		4,163.00
	411.04		overage		1.00
	113.00		Box Office Sales	8,124.00	
3/3/18	112.00	cash 12707	change fund return		600.00
	113.00		Box Office Sales	600.00	
3/3/18	421.01	cash 12708	carnival		7,200.00
	411.04		admissions		3,326.00
	851.00		shortage	20.00	
	113.00		Border Patrol	10,506.00	
3/3/18	421.01	credit 12709	carnival		2,120.00
	411.03		monster truck tickets		628.00
	411.04		admissions		2,422.00
	113.00		Box Office Sales	5,170.00	
3/3/18	421.01	cash 12710	carnival		3,100.00
	411.04		admissions		281.00
	113.00		Box Office Sales	3,381.00	
3/3/18	421.01	visa 12711	carnival		2,240.00
	411.03		monster truck tickets		3,516.00
	411.04		admissions		953.00
	113.00		Box Office Sales	6,709.00	
3/3/18	421.01	cash 12712	carnival		4,600.00
	411.04		admissions		1,337.00
	113.00		Box Office Sales	5,937.00	

State of California Agricultural Assoc
Cash Receipts Journal
For the Period From Mar 1, 2018 to Mar 31, 2018

Filter Criteria includes: Report order is by Check Date. Report is printed in Detail Format.

Date	Account ID	Transaction Ref	Line Description	Debit Amnt	Credit Amnt
3/5/18	432.00	ck#77008	grand champion market goat belt buckle sponsor		150.00
	113.00		Rogers & Rogers Chrysler Jeep Dodge Ram	150.00	
3/5/18	410.01	ck#42704	high school madness		1,194.00
	113.00		Central Union High School 1981	1,194.00	
3/5/18	432.00	ck#048760	belt buckle sponsor		150.00
	113.00		Ametza, LLC	150.00	
3/5/18	411.01	visa 12719	admission		120.00
	471.00		parking		60.00
	113.00		MetroPCS California, LLC	180.00	
3/6/18	479.00	ck#24704	2018 Fair Sponsorship		5,000.00
	113.00		IBEW Local 569	5,000.00	
3/6/18	432.00	ck#029978	FFA swine showmanship belt buckle sponsor		150.00
	113.00		Brawley Union High School	150.00	
3/7/18	410.01	ck#414	hs madness		3.00
	113.00		Imperial High School	3.00	
3/7/18	410.00	cash 12723	high school madness		912.00
	113.00		Imperial High School	912.00	
3/7/18	432.00	ck#3613	belt buckle sponsor		150.00
	113.00		Moolane Calf Ranch	150.00	
3/7/18	432.00	ck#032332	reserve grand champion market goat belt buckle sponsor		150.00
	113.00		Imperial Tarp & Cover, Inc.	150.00	
3/7/18	410.01	ck#208	high school madness		591.00
	113.00		Calipatria Unified School Dist	591.00	
3/8/18	478.00	cash and checks 2018	checks		75.00
	478.00		cash		990.00
	113.00		Service Club Luncheon	1,065.00	
3/9/18	421.01	cash 12728	carnival		5,980.00
	411.04		admissions		3,847.00
	113.00		Rabobank	9,827.00	
3/9/18	421.01	cash 12729	carnival		73,780.00
	411.04		admissions		30,289.00
	851.00		shortage	39.00	
	113.00		Rabobank	104,030.00	
3/9/18	410.01	ck#23490	high school madness		1,260.00

State of California Agricultural Assoc
Cash Receipts Journal
For the Period From Mar 1, 2018 to Mar 31, 2018

Filter Criteria includes: Report order is by Check Date. Report is printed in Detail Format.

Date	Account ID	Transaction Ref	Line Description	Debit Amnt	Credit Amnt
	113.00		Southwest High School	1,260.00	
3/9/18	410.01	visa 12731	admissions IVE Vault	2,255.00	2,255.00
	113.00				
3/9/18	471.00	cash 12732	parking		9,745.00
	410.01		admissions		16,847.00
	410.01		discounts	100.00	
	851.00		shortage	60.00	
	113.00		IVE Vault	26,432.00	
3/9/18	411.03	cash 12733	monster truck ticket sales		7,016.00
	113.00		IVE Vault	7,016.00	
3/9/18	410.01	visa 12734	admissions		2,429.00
	113.00		IVE Vault	2,429.00	
3/9/18	471.00	cash 12735	parking		9,955.00
	410.01		admissions		26,765.00
	410.00		discounts	260.00	
	851.00		shortage	86.00	
	113.00		IVE Vault	36,374.00	
3/9/18	410.01	visa 12736	admissions		2,870.00
	113.00		IVE Vault	2,870.00	
3/9/18	471.00	cash 12737	parking		11,190.00
	410.01		admissions		27,569.00
	851.00		discounts	264.00	
	471.00		shortage	56.00	
	113.00		IVE Vault	38,439.00	
3/9/18	410.01	visa 12738	admissions		132.00
	113.00		IVE Vault	132.00	
3/9/18	471.00	cash 12739	parking		2,405.00
	410.01		admissions		3,819.00
	851.00		shortage	38.00	
	113.00		IVE Vault	6,186.00	
3/9/18	410.01	visa 12740	admissions		1,269.00
	113.00		IVE Vault	1,269.00	
3/9/18	471.00	cash 12741	parking		3,250.00
	410.01		admissions		10,895.00
	410.01		discount	88.00	
	851.00		shortage	31.00	
	113.00		IVE Vault	14,026.00	
3/9/18	432.00	ck#31211	belt buckle sponsor		150.00
	113.00		Professional Event Services	150.00	

State of California Agricultural Assoc
Cash Receipts Journal
For the Period From Mar 1, 2018 to Mar 31, 2018

Filter Criteria includes: Report order is by Check Date. Report is printed in Detail Format.

Date	Account ID	Transaction Ref	Line Description	Debit Amnt	Credit Amnt
3/10/18	482.00	ck#2812	118-04 rental plaza and grandstands		3,000.00
	211.00		insurance		300.00
	483.00		security		350.00
	483.00		rental of tables and chairs		75.00
	113.00		Power 2 Change Crusade	3,725.00	
3/11/18	415.10	ck#1076	booth fee		500.00
	211.00		insurance		135.00
	113.00		Ricochet R.C	635.00	
3/11/18	131.00	ck#1285	Invoice: m180		372.00
	113.00		Cal Mid Winter Fair Heritage Foundation	372.00	
3/11/18	131.00	ck#1284	Invoice: m180		24.00
	113.00		Cal Mid Winter Fair Heritage Foundation	24.00	
3/11/18	131.00	ck#1288	Invoice: m181		2,000.00
	113.00		Cal Mid Winter Fair Heritage Foundation	2,000.00	
3/11/18	422.00	visa 12748	23% of gross sales	1,888.80	1,888.80
	113.00		Gary Morse Concessions		
3/11/18	422.00	cash 12749	23% of gross sale	3,177.33	3,177.33
	113.00		L&L Concessions		
3/11/18	422.00	cash 12750	23% of gross sales	5,391.96	5,391.96
	113.00		Sierra Kettle Corn		
3/11/18	422.00	visa 12752	23% of gross sales	4,580.65	4,580.65
	113.00		West Coast Wemics		
3/11/18	422.00	cash 12753	23% of gross sales	2,496.42	2,496.42
	113.00		Needham Concessions		
3/11/18	422.00	cash 12754	23% of gross Lemonade	6,334.48	6,334.48
	422.00		23% of gross corn dog	4,696.57	4,696.57
	113.00		Ryan Needham	11,031.05	
3/11/18	422.00	visa 12755	23% of gross	11,803.37	11,803.37
	422.00		23% of gross	8,060.17	8,060.17
	113.00		Brander Enterprises	19,863.54	
3/11/18	422.00	cash 12756	23% of gross sales	22,455.63	22,455.63
	113.00		Golden West Concessions, Inc.		
3/11/18	422.00	cash 12757	23% of gross pizza	4,070.25	4,070.25
	422.00		23% of gross candy	3,695.61	3,695.61
	113.00		Tony's Concessions	7,765.86	

State of California Agricultural Assoc
Cash Receipts Journal
For the Period From Mar 1, 2018 to Mar 31, 2018

Filter Criteria includes: Report order is by Check Date. Report is printed in Detail Format.

Date	Account ID	Transaction Ref	Line Description	Debit Amnt	Credit Amnt
3/11/18	422.00 113.00	cash 12751	23% of gross sales PHD & Me	2,263.97	2,263.97
3/12/18	422.00 422.00 422.00 113.00	visa 12758	C18-21 concession % C18-17 concession % C18-27 concession % Backyard BBQ Village	28,818.23	14,207.19 8,565.52 6,045.52
3/12/18	422.00 113.00	cash 12759	C18-013 23% of gross Cassandra's Food Services	7,181.43	7,181.43
3/12/18	422.00 113.00	ck#1288	23% of gross Sweet Checks	11,313.21	11,313.21
3/12/18	131.00 113.00	ck#1297	Invoice: m182 Cal Mid Winter Fair Heritage Foundation	252.00	252.00
3/12/18	422.00 113.00	cash 12762	23% of gross sales E&J Marketing	4,199.26	4,199.26
3/12/18	422.00 113.00	ck#5440	23% of gross sales Old Country Store	769.19	769.19
3/12/18	422.00 113.00	ck#7297	23% of gross sales Vic Marcus	6,713.92	6,713.92
3/12/18	422.00 113.00	cash 12765	23% of gross sales Funnel Cakes West	16,576.99	16,576.99
3/12/18	422.00 422.00 113.00	cash 12766	C18-08 concession % C18-07 concession % Rainbow Concessions	2,167.19	1,054.11 1,113.08
3/12/18	131.00 113.00	cash 12767	Invoice: 118-011 Rachel Perez	1,090.00	1,090.00
3/12/18	422.00 113.00	ck#423	23% of gross Patty Hernandez	3,562.34	3,562.34
3/12/18	422.00 113.00	cash 12769	23% of gross Sweet Stop Candy Shop	669.25	669.25
3/12/18	422.00 113.00	ck#17376	HS Madness tickets Holtville High School	657.00	657.00
3/12/18	422.00 113.00	ck#030006	HS Madness Brawley Union High School	1,155.00	1,155.00
3/12/18	422.00 113.00	cash 12772	23% of gross sales MTM CONCESSIONS	1,197.54	1,197.54

State of California Agricultural Assoc
Cash Receipts Journal
For the Period From Mar 1, 2018 to Mar 31, 2018

Filter Criteria includes: Report order is by Check Date. Report is printed in Detail Format.

Date	Account ID	Transaction Ref	Line Description	Debit Amnt	Credit Amnt
3/13/18	131.00 113.00	m/c 12773	Invoice: m179 MetroPCS California, LLC	3,000.00	3,000.00
3/13/18	479.00 113.00	ck#31161	sponsorship 2018 Professional Event Services	500.00	500.00
3/13/18	211.00 113.00	ck#2174	insurance for races Imperial Motorsports Promotions	870.45	870.45
3/13/18	415.10 113.00	ck#2101	soft city fairtime In Front Events	1,193.00	1,193.00
3/13/18	410.01 113.00	visa 12778	admissions IVE Vault	1,610.00	1,610.00
3/13/18	471.00 410.01 410.01 851.00 113.00	cash 12779	parking admissions discounts shortage IVE Vault	4,490.00 15,468.00 240.00 7.00 19,711.00	
3/13/18	410.01 113.00	visa 12780	admissions IVE Vault	1,807.00	1,807.00
3/13/18	471.00 410.01 410.01 851.00 113.00	cash 12781	parking admissions discounts overage IVE Vault	5,145.00 15,694.00 176.00 9.00 20,672.00	
3/13/18	410.01 113.00	visa 12782	admissions IVE Vault	1,837.00	1,837.00
3/13/18	471.00 410.01 410.01 851.00 113.00	cash 12783	parking admissions discounts shortage IVE Vault	6,400.00 25,988.00 424.00 13.00 31,951.00	
3/13/18	410.01 411.03 113.00	visa 12784	admissions racin g credit card sales IVE Vault	1,902.00 1,240.00 3,142.00	
3/13/18	471.00 410.01 410.01 851.00 113.00	cash 12785	parking admissions discounts shortage IVE Vault	10,940.00 37,732.00 800.00 10.04 47,861.96	
3/13/18	410.01 113.00	visa 12786	admissions IVE Vault	2,607.00	2,607.00

State of California Agricultural Assoc
Cash Receipts Journal
For the Period From Mar 1, 2018 to Mar 31, 2018

Filter Criteria includes: Report order is by Check Date. Report is printed in Detail Format.

Date	Account ID	Transaction Ref	Line Description	Debit Amt	Credit Amt
3/13/18	471.00	cash 12787	parking		8,060.00
	410.01		admissions		24,058.00
	851.00		discounts	724.00	
	113.00		overage		7.00
			IVE Vault	31,401.00	
3/13/18	434.00	cash 12788	quilt block money for the run of fair		735.00
	113.00		Lifestyles Bldg	735.00	
3/13/18	459.35	cash 12789	info booth		995.00
	113.00		Info Booth	995.00	
3/13/18	112.00	cash 12790	change fund return		100,000.00
	113.00		IVE Vault	100,000.00	
3/13/18	481.01	cash 12791	2 RVs for one night		40.00
	113.00		Funnel Cakes West	40.00	
3/14/18	111.00	ck#196	petty cash cashed out		200.00
	113.00		Cherisse Alford	200.00	
3/15/18	478.00	ck#1684	ice %		2,703.00
	113.00		Got Ice?	2,703.00	
3/15/18	432.00	ck#020218	belt buckle sponsor Sr Beef		150.00
	113.00		Showmanship	150.00	
			James Abatti		
3/15/18	481.00	ck#2075	118-013 rental of plaza		300.00
	211.00		insurance		60.00
	113.00		Margarita Price	360.00	
3/15/18	432.00	ck#46937	belt buckle sponsor Reserve Doe in		150.00
	113.00		show for goat	150.00	
			IV Milling		
3/15/18	432.00	ck#4677	Jr sheep showmanship belt buckle		150.00
	113.00		sponsor	150.00	
			Justin Brady Family		
3/15/18	432.00	ck#13006	Sr Pygmy goat showmanship belt		150.00
	113.00		buckle sponsor	150.00	
3/15/18	432.00	ck#21700	reserve grand champion sheep belt		150.00
	113.00		buckle sponsor	150.00	
			Brundy Farms		
3/20/18	410.01	ck#35663	HS madness wristbands		1,668.00
	113.00		Calexico High School	1,668.00	
3/20/18	481.00	visa 12801	E18-014 rental of Sperber		6,000.00

State of California Agricultural Assoc
Cash Receipts Journal
For the Period From Mar 1, 2018 to Mar 31, 2018

Filter Criteria includes: Report order is by Check Date. Report is printed in Detail Format.

Date	Account ID	Transaction Ref	Line Description	Debit Amt	Credit Amt
	241.00		deposit		200.00
	481.00		E18-015 rental of plaza		1,200.00
	483.00		rental of tables and chairs and pa system and LCD projector		500.00
	113.00		OLAM Spices and Vegetables	7,900.00	
3/22/18	131.00	visa 12802	Invoice: 3297		2,328.75
	113.00		Rollins Creative Marketing	2,328.75	
3/27/18	481.00	ck#4565	rental of Plaza		300.00
	211.00		insurance		95.00
	483.00		security		150.00
	113.00		Kristi Kussman	545.00	
3/27/18	432.00	ck#1721	Grand champion doe belt buckle sponsor		150.00
	432.00		grand champion buck belt buckle sponsor		150.00
	113.00		Mathew' Mills	300.00	
3/27/18	479.00	ck#2291	2018 Fair Sponsorship		1,500.00
	113.00		S. A. Recycling	1,500.00	
3/28/18	432.00	ck#1006	FEA Production Steer Belt Buckle Sponsor		150.00
	113.00		Denise Whittle	150.00	
3/29/18	432.00	ck#1514	Jr Dairy Goat Showmanship belt buckle sponsor		150.00
	113.00		Desert Glass Co	150.00	
3/29/18	432.00	ck#4168	belt buckle sponsor		150.00
	113.00		Terrie A. Cartee	150.00	
3/29/18	432.00	visa 12809	2018 Belt Buckle Sponsor		150.00
	113.00		Nina & James Crabtree	150.00	
3/29/18	432.00	visa 12810	2018 belt buckle sponsor paid for		150.00
	113.00		Robert & Connie Steele	150.00	
	113.00		Nina & James Crabtree	150.00	
3/29/18	227.00	cash 12811	child support reimb . overpayment		537.50
	113.00		Ted Flores	537.50	
3/30/18	131.00	ck#30436	Invoice: 3305		500.00
	113.00		Hospice of Imperial Valley	500.00	
				<u>1,110,424.46</u>	<u>1,110,424.46</u>



Declaration of Surplus Equipment

The following is a list of televisions which were in the Plaza de las Culturas and used for the satellite wagering. The televisions are old, obsolete and of no value to the fairgrounds any longer.

Description	Serial Number
Sony Big Screen TV	9013716
	9013531
	9013533
	9013708
	9012028
Sony 46" TV	4172566
	4172567
	4172576
	4172607
	4101698
	4172564
	4101700
	4172561
	4172608
	4172533
	4172568
	4172598
	4172562
	4172570

2018 Fair

We are continuing to work on final numbers and figures for the fair. Bills continue to come in, and I have been working to put an accurate assessment on how the different "cost centers" affect our finances. I think this will be necessary and valuable to us as we make some decisions regarding future pricing. As minimum wage continues to increase over the next couple of years, coupled with higher costs we will most likely need to make some adjustments.

2018 IAFE Summit

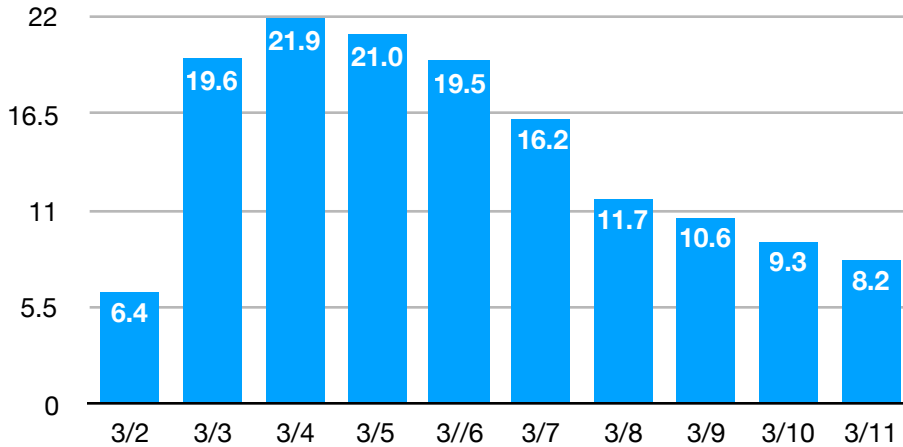
I attended the IAFE Summit to continue my studies and program as an enrollee of the Institute of Fair Management May 6-9. I had 6 courses during the institute which included Facilities Contracts, Guest Services, Liability Issues, Facilities Management, Crisis Communications, and Ethics. I've completed 23 courses and have 13 remaining for graduation.

Office Summer Hours

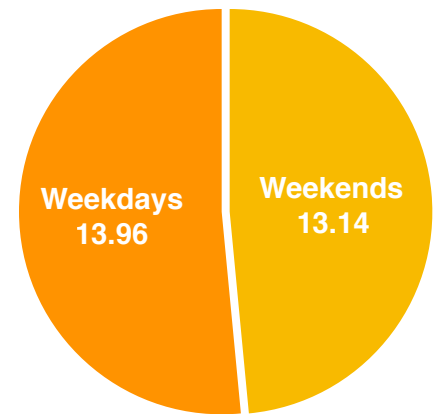
Last year the office hours were modified during the summer hours. We were open from 7:30 am-5:00 pm Monday-Thursday with half hour lunch and 8:00am-12:00pm on Fridays. We plan on doing that again this year, beginning June 11 through Aug

Below are 3 charts which shows sales data in percentages from the ticket machines

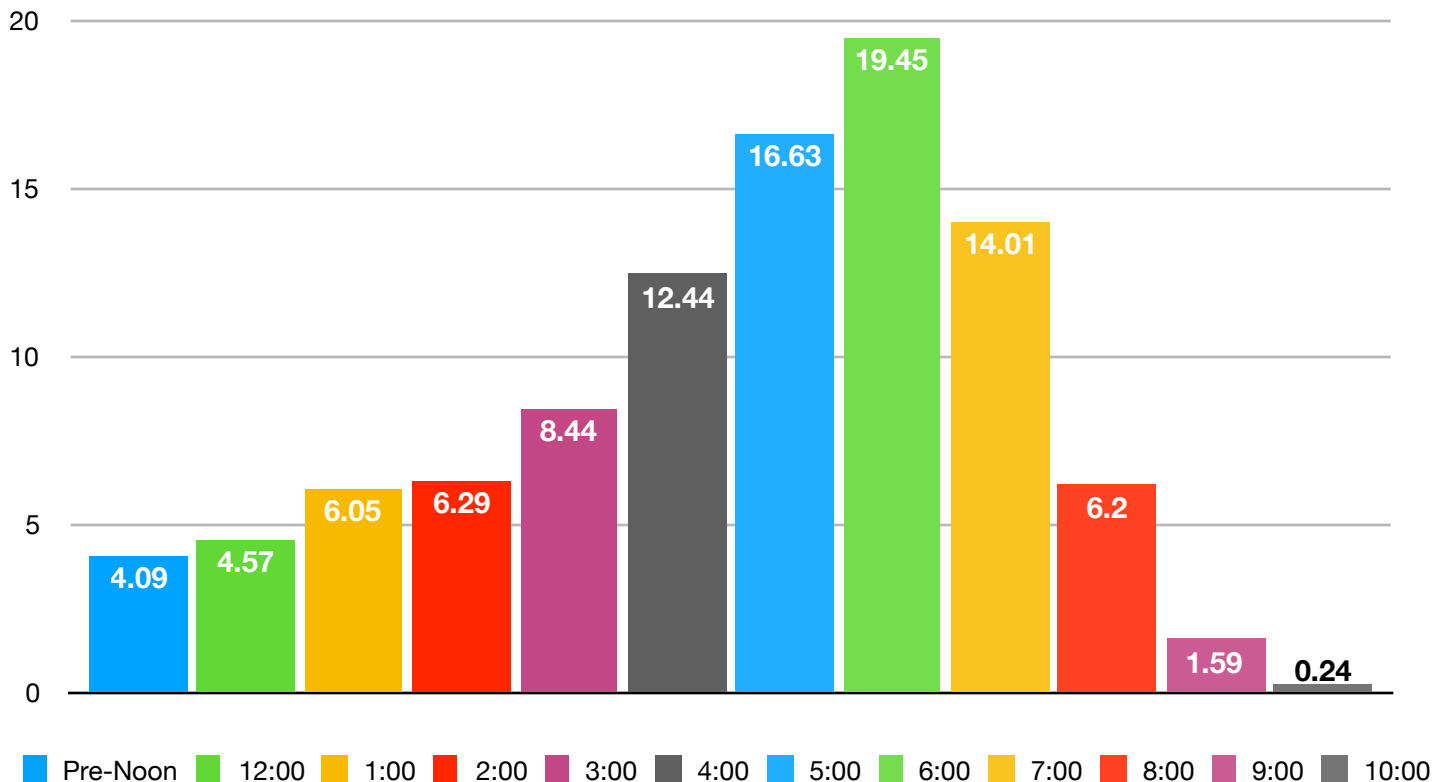
First Hour % Of Total Daily Sales



Total % Of Opening Hour Sales Weekend/Weekday Comparison



Total Sales By Hour (Shown as Percentage)



The data shown below is the sales data from the ticket machines. This data does not include any presale ticket information and is not a reflection of admission through the gate.

Sales Data Shown as a Dollar Figure																		
	6:00	7:00	8:00	9:00	10:00	11:00	12:00	1:00	2:00	3:00	4:00	5:00	6:00	7:00	8:00	9:00	10:00	
March 2	\$26,142.00		\$101	\$331	\$153	\$145	\$928	\$1,610	\$1,878	\$1,905	\$2,448	\$3,856	\$5,227	\$4,101	\$2,701	\$637	\$116	
March 3	\$29,210.00		\$157	\$321	\$1,002	\$1,356	\$2,899	\$2,964	\$3,237	\$3,394	\$3,918	\$3,101	\$2,820	\$2,930	\$907	\$204		
March 4	\$30,523.00	\$65	\$852	\$898	\$408	\$1,104	\$3,348	\$4,575	\$3,332	\$3,906	\$3,629	\$3,056	\$2,880	\$1,626	\$515	\$305	\$24	
March 5	\$3,951.00									\$231	\$597	\$1,020	\$1,128	\$654	\$225	\$96		
March 6	\$12,272.00									\$505	\$1,888	\$2,930	\$3,399	\$2,727	\$703	\$120		
March 7	\$17,078.00									\$423	\$2,346	\$3,631	\$6,683	\$2,403	\$1,308	\$284		
March 8	\$17,501.00									\$395	\$1,645	\$3,594	\$4,840	\$4,135	\$2,559	\$333		
March 9	\$27,825.00									\$556	\$2,390	\$4,840	\$7,702	\$7,363	\$3,813	\$1,017	\$144	
March 10	\$48,287.00		\$8	\$676	\$751	\$414	\$594	\$2,022	\$3,118	\$4,863	\$6,985	\$9,663	\$8,393	\$6,087	\$1,246	\$680	\$280	
March 11	\$24,588.00									\$372	\$1,640	\$2,708	\$3,360	\$3,852	\$3,680	\$3,789	\$3,108	\$102
	\$237,377.00	\$0	\$73	\$1,786	\$2,301	\$1,982	\$3,571	\$10,837	\$14,364	\$14,925	\$20,030	\$29,526	\$39,480	\$46,180	\$33,268	\$14,712	\$3,778	\$564
Sales Data Shown as a Percentage																		
	6:00	7:00	8:00	9:00	10:00	11:00	12:00	1:00	2:00	3:00	4:00	5:00	6:00	7:00	8:00	9:00	10:00	
March 2	11.01%		0.39%	1.27%	0.60%	0.55%	3.55%	6.16%	7.18%	7.29%	9.36%	14.75%	19.99%	15.69%	10.33%	2.44%	0.44%	
March 3	12.31%		0.54%	1.10%	3.43%	4.64%	9.92%	10.15%	11.08%	11.62%	13.41%	10.62%	9.65%	10.03%	3.11%	0.70%		
March 4	12.86%	0.21%	2.79%	2.94%	1.34%	3.62%	10.97%	14.99%	10.92%	12.80%	11.89%	10.01%	9.44%	5.33%	1.69%	1.00%	0.08%	
March 5	1.66%									5.85%	15.11%	25.82%	28.55%	16.55%	5.69%	2.43%		
March 6	5.17%									4.12%	15.38%	23.88%	27.70%	22.22%	5.73%	0.98%		
March 7	7.19%									2.48%	13.74%	21.26%	39.13%	14.07%	7.66%	1.66%		
March 8	7.37%									2.26%	9.40%	20.54%	27.66%	23.63%	14.62%	1.90%		
March 9	11.72%									2.00%	8.59%	17.39%	27.68%	26.46%	13.70%	3.65%	0.52%	
March 10	20.34%	0.02%	1.40%	1.56%	0.86%	1.23%	4.19%	5.19%	6.46%	10.07%	14.47%	20.01%	17.38%	12.61%	2.58%	1.41%	0.58%	
March 11	10.36%	0.03%	0.75%	0.97%	0.83%	1.50%	4.57%	6.05%	6.29%	8.44%	12.44%	16.63%	19.45%	14.01%	6.20%	1.59%	0.24%	